

Ceiling elements



The following certificates demonstrate the outstanding quality of our products:



Ceiling elements visual quality

Type of wood	spruce
Standard and strength	GL 24h according to EN 14080:2013
Gluing	according to EN 14080:2013 and EN 302/301 melamine/urea resin, Type 1, 90°C-B Service class 1, 2 and 3* as per EN 1995-1-1
Dimensions	Width: 600 mm and 1200 mm Compensation element possible Height: 80-240 mm Length: 6–18 m, Minimum miter length: 3 m
Surface and tolerance of dimension	planed on four sides as per profile drawing visible side finished ± 1 mm in width and height ± 3 mm length tolerance
Wood moisture	12 % ± 2 %

*up to cross section of 60,000 mm², protective coating required if close to the sea

Mechanical properties

Strength class	GL 24h	
Elasticity modulus	$E_{//\text{mean}}$	11.500 N/mm ²
	$E_{\perp\text{mean}}$	300 N/mm ²
Shear modulus	G_{mean}	650 N/mm ²
Bending strength	$\sigma_{0,05}$	24 N/mm ²
Tensile strength	$\sigma_{t//0,05}$	19,2 N/mm ²
	$\sigma_{t\perp 0,05}$	0,5 N/mm ²
Compressive strength	$\sigma_{c//0,05}$	24 N/mm ²
	$\sigma_{c\perp 0,05}$	2,5 N/mm ²

Ceiling elements visual quality visible side

Features	Permissibility
Glued joint	open joint not permissible
Fracture in wood	not permissible
Rough areas	not permissible
Discoloration/red spalting	individually permissible up to 5% of the surface
Resin pockets	to 5 x 50 mm permissible, no clusters
Bark inclusions	permissible
Chunking	occasionally permissible
Sound knots	permissible
Loose knots	not permissible

Features	Permissibility
Tiny knots	to 1 cm permissible
Solid dead knots	occasionally permissible
Heartwood	permissible
Insect attack	not permissible
Waney edge	not permissible
Rot areas	not permissible
Checks	occasionally permissible
Packaging and storage	Visible side facing down for production reasons. Individually wrapped or packaged in PE film. Store dry in a hall or under a roof. Protect from sunlight.

Ceiling elements visual quality rear side

Features	Permissibility
Glued joint	open joint permissible up to a depth of 1/6 of the component width per side
Fracture in wood	not permissible
Rough areas	permissible
Discoloration/red spalting	permissible
Resin pockets	permissible
Bark inclusions	permissible
Chunking	permissible
Sound knots	permissible
Loose knots	permissible

Features	Permissibility
Tiny knots	permissible
Solid dead knots	permissible
Heartwood	permissible
Insect attack	permissible
Waney edge	permissible
Rot areas	permissible
Checks	permissible
Packaging and storage	Individually wrapped or packaged in PE film. Store dry in a hall or under a roof. Protect from sunlight.

Ceiling elements industrial quality

Type of wood	spruce/fir
Standard and strength	GL 24h according to EN 14080:2013
Gluing	according to EN 14080:2013 and EN 302/301 melamine/urea resin, Type 1, 90°C-B Service class 1, 2 and 3* as per EN 1995-1-1
Dimensions	Width: 600 mm and 1200 mm Compensation element possible Height: 80-240 mm Length: 6–18 m, Minimum miter length: 3 m
Surface and tolerance of dimension	planed on four sides as per profile drawing visible side finished ± 1 mm in width and height ± 3 mm length tolerance
Wood moisture	12 % ± 2 %

*up to cross section of 60,000 mm², protective coating required if close to the sea

Mechanical properties

Strength class	GL 24h	
Elasticity modulus	$E_{//\text{mean}}$	11.500 N/mm ²
	$E_{\perp\text{mean}}$	300 N/mm ²
Shear modulus	G_{mean}	650 N/mm ²
Bending strength	$\sigma_{0,05}$	24 N/mm ²
Tensile strength	$\sigma_{t//0,05}$	19,2 N/mm ²
	$\sigma_{t\perp 0,05}$	0,5 N/mm ²
Compressive strength	$\sigma_{c//0,05}$	24 N/mm ²
	$\sigma_{c\perp 0,05}$	2,5 N/mm ²

Ceiling elements industrial quality visible side




Features	Permissibility	Features	Permissibility
Glued joint	open joint not permissible	Tiny knots	permissible
Fracture in wood	not permissible	Solid dead knots	permissible
Rough areas	individual minor rough areas permissible	Heartwood	permissible
Discoloration/red spalting	permissible	Insect attack	individual small wormholes up to 2 mm permissible
Resin pockets	permissible	Waney edge	occasionally permissible
Bark inclusions	permissible	Rot areas	not permissible
Chunking	occasionally permissible	Checks	permissible
Sound knots	permissible	Packaging and storage	Visible side facing down for production reasons. Individually wrapped or packaged in PE film. Store dry in a hall or under a roof. Protect from sunlight.
Loose knots	permissible		




Ceiling elements industrial quality rear side




Features	Permissibility
Glued joint	open joint permissible up to a depth of 1/6 of the component width per side
Fracture in wood	not permissible
Rough areas	permissible
Discoloration/Rotstreif	permissible
Resin pockets	permissible
Bark inclusions	permissible
Chunking	permissible
Sound knots	permissible
Loose knots	permissible

Features	Permissibility
Tiny knots	permissible
Solid dead knots	permissible
Heartwood	permissible
Insect attack	permissible
Waney edge	permissible
Rot areas	permissible
Checks	permissible
Packaging and storage	Individually wrapped or packaged in PE film. Store dry in a hall or under a roof. Protect from sunlight.


Ceiling elements – groove profiles*

	single groove	single groove and rebate	double groove
			
height	80–240 mm (in steps of 20 mm)	100–240 mm (in steps of 20 mm)	120–240 mm (in steps of 20 mm)
groove depth	20 mm	20 mm	20 mm
groove height	20 mm	20 mm	20 mm
rebate depth	–	50 mm	–
rebate height	–	20 mm	–

	double groove and rebate	single tongue and groove	single tongue and groove with rebate
			
height	140–240 mm (in steps of 20 mm)	80–200 mm (in steps of 20 mm)	80–200 mm (in steps of 20 mm)
groove depth	20 mm	15 mm	15 mm
groove height	20 mm	–	–
rebate depth	50 mm	–	50 mm
rebate height	20 mm	–	20 mm

	double tongue and groove	double tongue and groove with rebate	with rebate
			
height	80–240 mm (in steps of 20 mm)	120–200 mm (in steps of 20 mm)	80–240 mm (in steps of 20 mm)
groove depth	15 mm	15 mm	–
groove height	–	–	–
rebate depth	–	50 mm	50 mm
rebate height	–	20 mm	20 mm

* diagram



Imprint

Mosser Leimholz Gesellschaft m. b. H.

Company headquarters & postal address:

Fohlenhof 2
A-3263 Randegg
+43 7487 62 71-0
office@mosser.at

Register court: District Court of St. Pölten

Commercial register number: FN93662p

Sales tax ID number: ATU20146606

Chamber affiliation: Member of the Austrian Wood Industries Association

Legal notice:

The information on the Internet regarding the Mosser Group is continuously checked and updated. Nevertheless, incorrect information may be included unintentionally.

Therefore, liability or a guarantee for the topicality, correctness and completeness of the information provided cannot be assumed.

All decisions which are based on the information contained on the Internet concerning the Mosser Group are solely the responsibility of the user.

The Mosser Group does not accept any liability for direct, concrete or any other damage which arises as a result of this information.

The content and structure of the Mosser website are copyrighted. Duplication of information or data, particularly the use of text, sections of text or images, requires permission from the Mosser Group.

Form number:	QM_QB_0030
Version number:	.05
Description:	Produktdatenblatt Deckenelemente_ENG
Creator:	Daniela Heigl
Approver:	Reinhard V. Mosser
Release date:	01.09.2020